

DEXATEK

DK9171B Bluetooth Low Energy Module Specification

Revision History

This table describes the changes to the specification.

Version	Date	Description
1.0.0	2020/11/30	Official Release
1.0.1	2020/12/08	Modify Temperature
1.0.2	2020/12/30	Add Order Code

Table of Contents

1. Introduction.....	3
2. Key Features	4
3. Block Diagram	5
4. Specifications	6
5. Module Pin Definition	7
6. Product dimensions.....	8
7. RF Layout Suggection	10
8. Packaging Info	11
9. Order Code.....	12

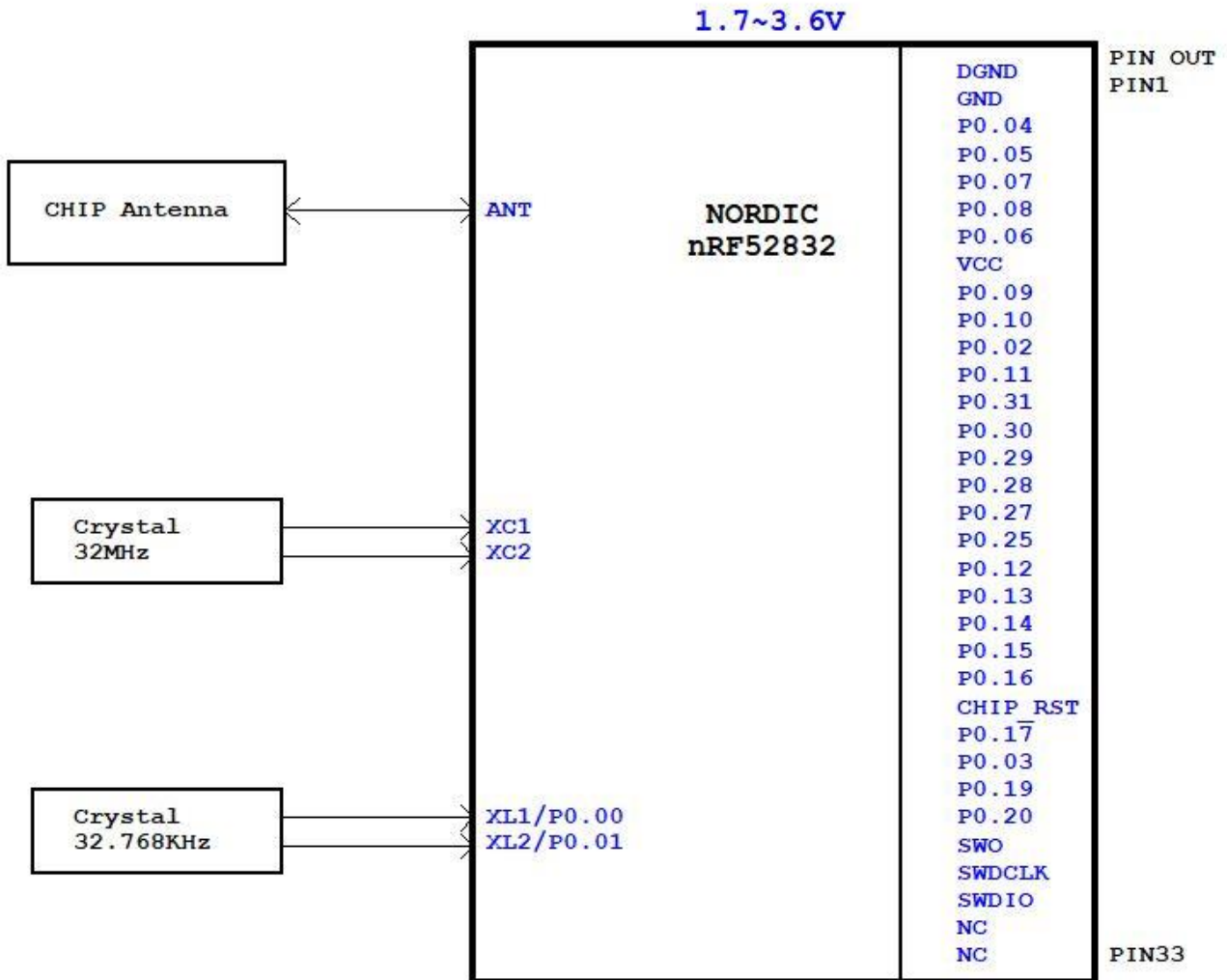
I. Introduction

The DK9171B is compact, surface mount Bluetooth Low Energy (BLE) compliant wireless module. The module is based on Nordic nRF52832 radio Transceiver IC, has a 32 bit ARM[®] Cortex[™]-M4F 64MHz, Flash memory, analog and digital I/O. It can form large scale industrial mesh networks for several applications such as metering. Since its small size, outstanding performance at low power consumption and ultra-low cost, the DK9171B is leading the way for the new generation of Bluetooth low energy modules.

II. Key Features

- 32-bit ARM® Cortex™-M4F 64MHz
- 2.4GHz multi-protocol transceiver
- Data rates: 1Mbps, 2Mbps Bluetooth low energy mode (Bluetooth 5 compatible)
- Sensitivity of -96 dbm for Bluetooth low energy
- 512kB flash, 64kB RAM
- Flexible power management , DC/DC power mode
- Wide supply voltage range: LDO (1.7 to 3.6V), Buck DC/DC (1.7 to 3.6V)
- Flexible and configurable 24 GPIO
- Ultra low-power 32kHz crystal and RC oscillators
- Peripheral 12-bit/200KSPS ADC, Temperature sensor
- Digital I/O
- SPI Master/Slave, 2-wire Master/Slave
- UART (CTS/RTS) with Easy DMA
- AES HW encryption
- Quadrature Decoder (QDEC)

III. Block Diagram



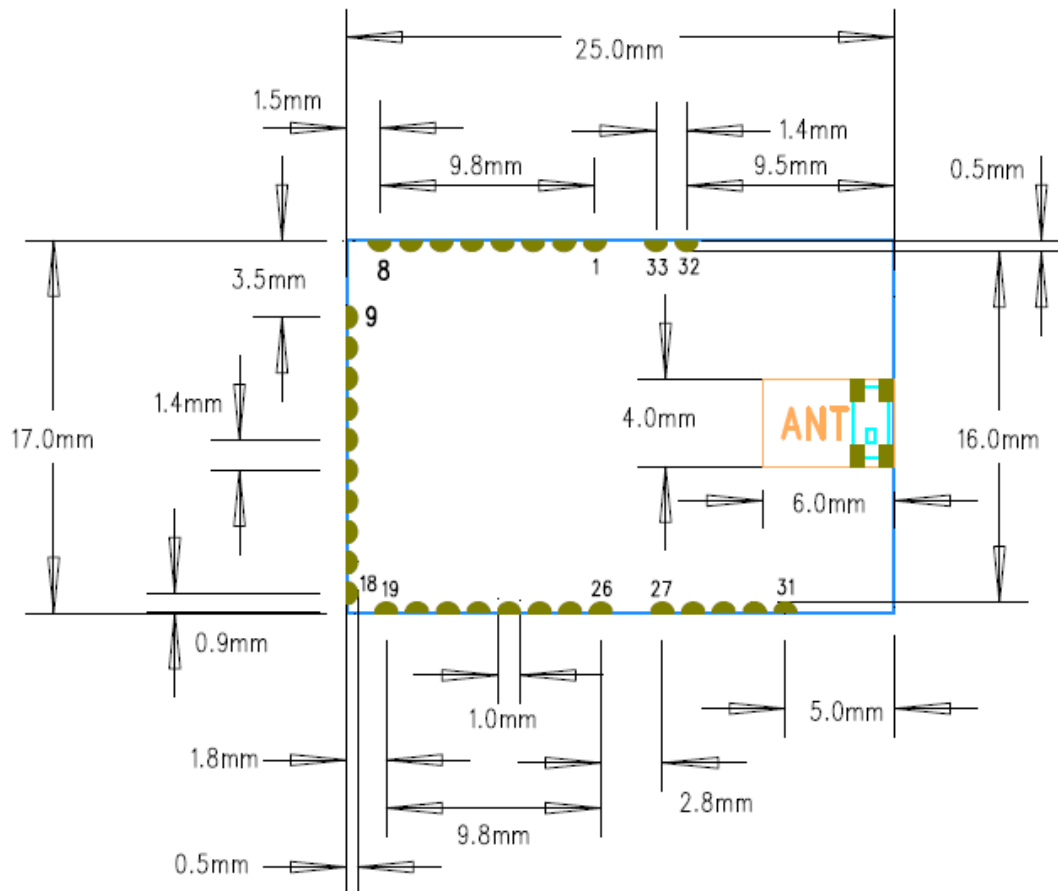
IV. Specification

Model	DK-9171B
Antenna	Chip Antenna
Main Chip	nRF52832
Application	Non-Home kit Alarm System TaiSEIA & BLE 5.0
CP MFi / PA	W/O MFi CP W/O PA
Transmit Power	Tx Maxmum@ 4dBm
Wireless Standards	Bluetooth® 5
Data Rates	2Mbps (Bluetooth® 5)
Work Mode	Bluetooth® 5
Frequency Range	2400MHz---2483.5MHz
Power Consumption (in different states)	TX Peak@ 4dBm : 7.5mA RX Peak : 5.4mA
Voltage:	1.7V-3.6V
Modulation Technique	GFSK Modulation
Wireless Security	AES HW Encryption
Dimension(W×D×H)	25×17×2.4 mm
Certification	RoHS / Declaration ID / BQB Test / FCC/ CE RF
Environment	Operating Temperature: -40°C~85°C Storage Temperature: -40°C~125°C

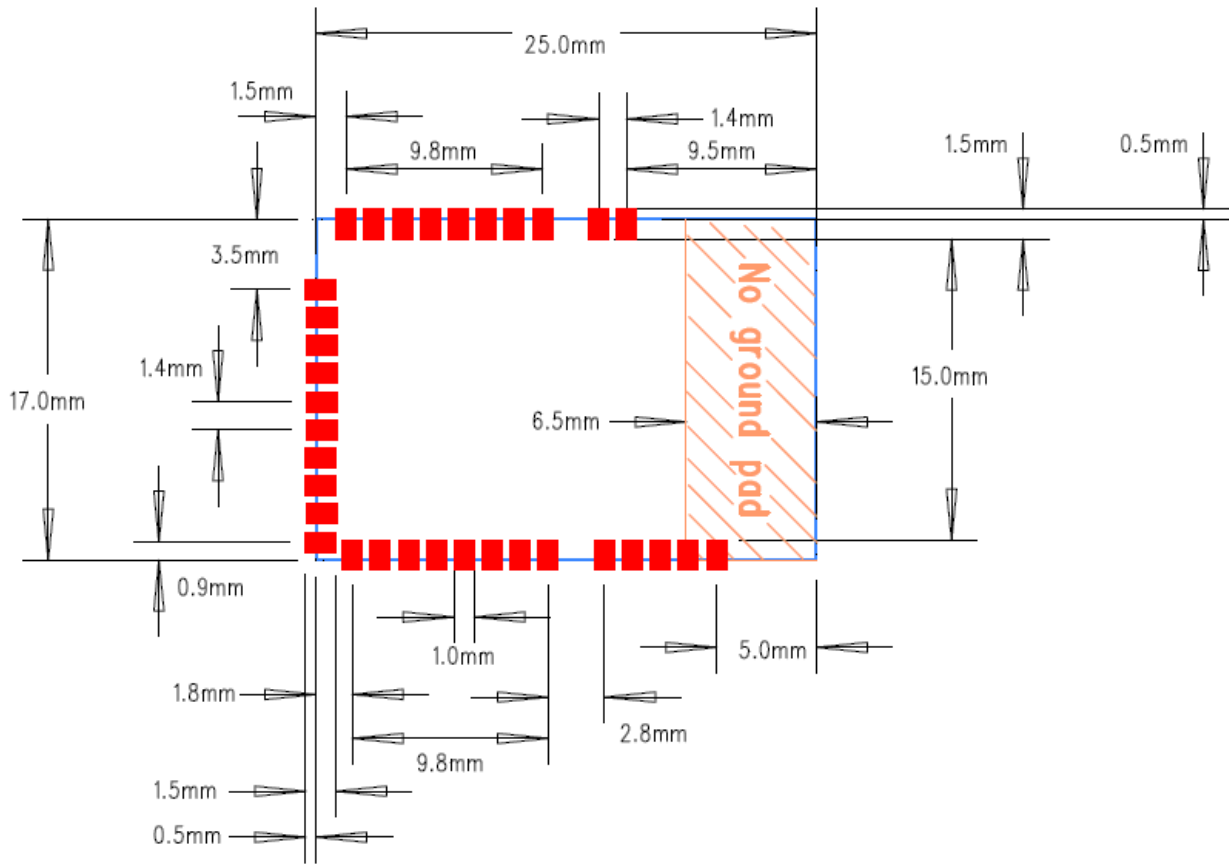
VI. Product Dimension

- PCB SIZE: (W) 25 x (D) 17 mm
- PIN OUT: 33
- Recommended Layout of solder Pad

TOP Layer

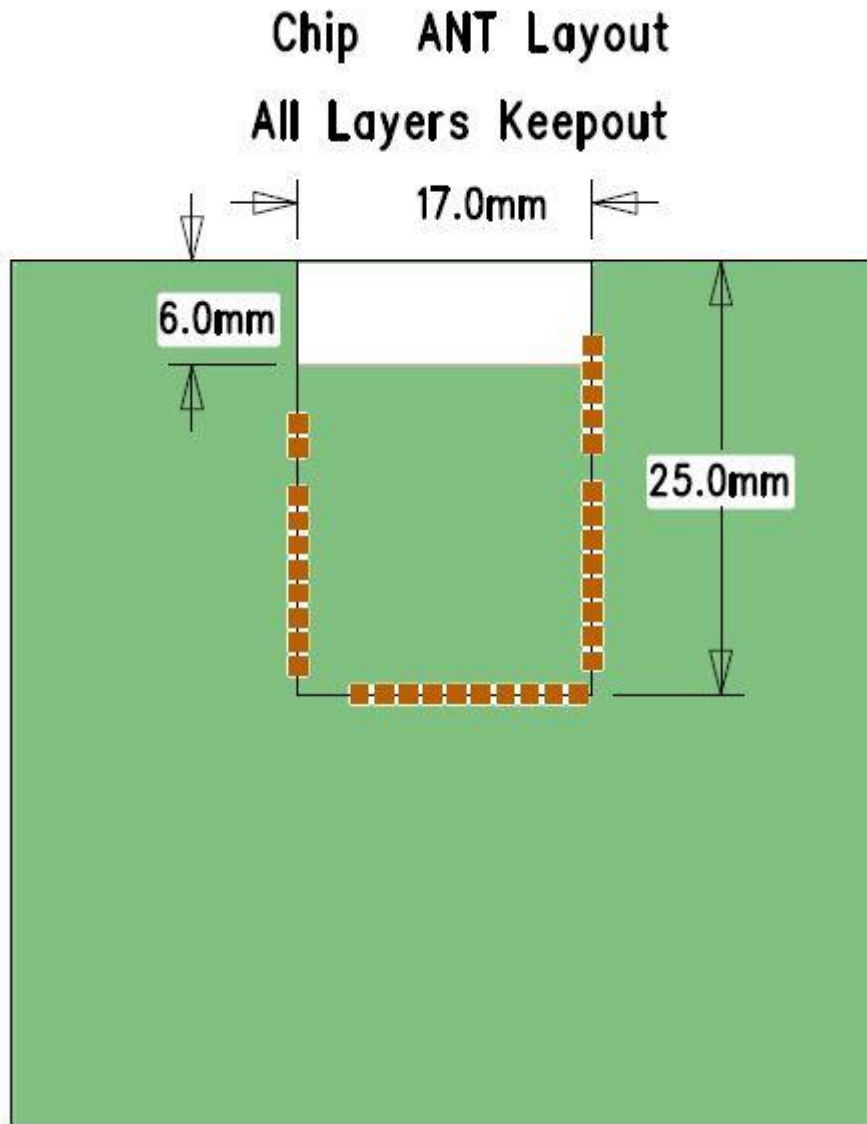


BOTTOM Layer



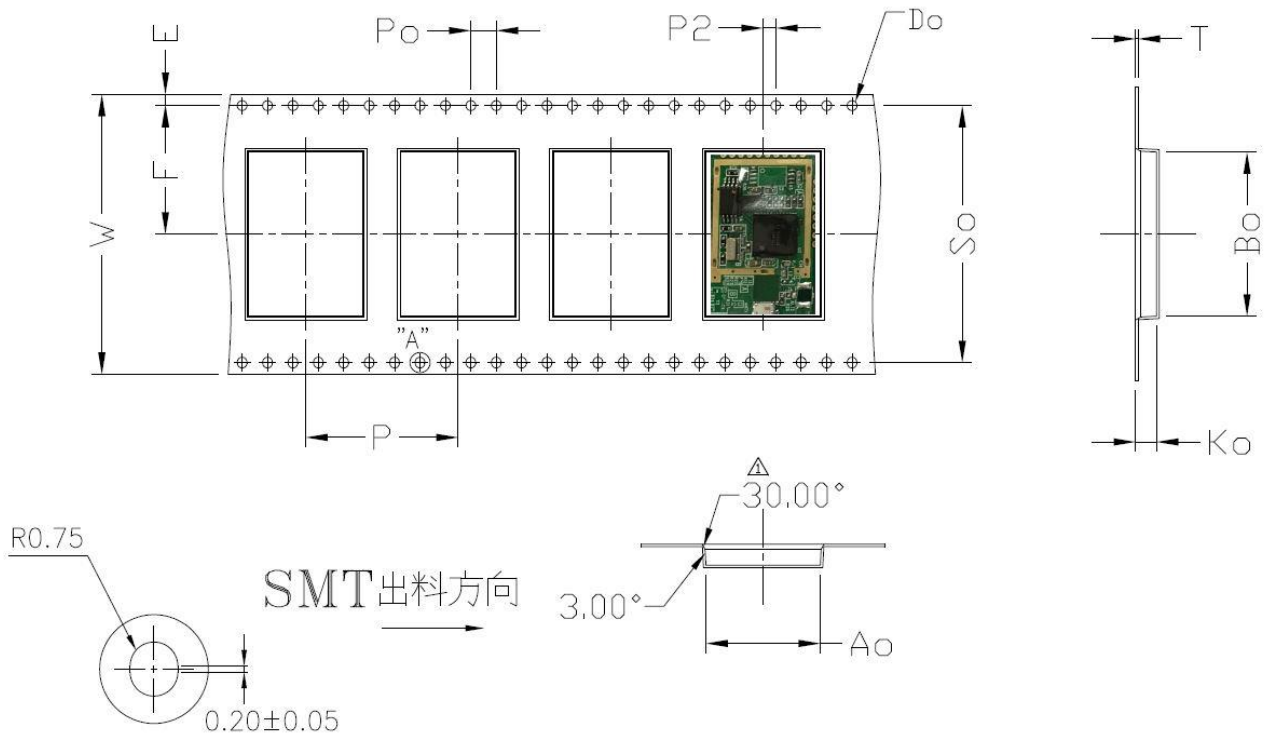
VII. RF Layout Suggestion

Please follow below instruction to avoid RF Performance lose.



VIII. Packaging Info

● Reel Packaging



ITEM	DIM	ALTERNATE
W	44.00 ^{+0.30} _{-0.30}	
E	1.75 ^{+0.10} _{-0.10}	
F	20.20 ^{+0.15} _{-0.15}	
So	40.40 ^{+0.10} _{-0.10}	
P	24.00 ^{+0.10} _{-0.10}	
P ₀	4.00 ^{+0.10} _{-0.10}	
P ₂	2.00 ^{+0.15} _{-0.15}	
Do	∅1.50 ^{+0.10} _{-0.00}	
T	0.40 ^{+0.05} _{-0.05}	
Ao	18.00 ^{+0.10} _{-0.10}	
Bo	25.80 ^{+0.10} _{-0.10}	
Ko	3.30 ^{+0.10} _{-0.10}	

IX. Order Code

● DK91 Series (For 52810/52832)

D	K	9	1	7	1	B	
---	---	---	---	---	---	---	--

Abbreviation	Definition codes
DK	Dexatek Product
91	Nordic Chip
71	Without PA Solution / Chip Antenna
76	Without PA Solution / PCB Antenna
67	PA Solution / Chip Antenna
A	nRF52810 Solution
B	nRF52832 Solution